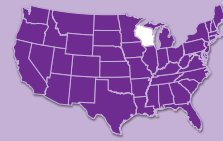


Wisconsin Head Start Facts 2018



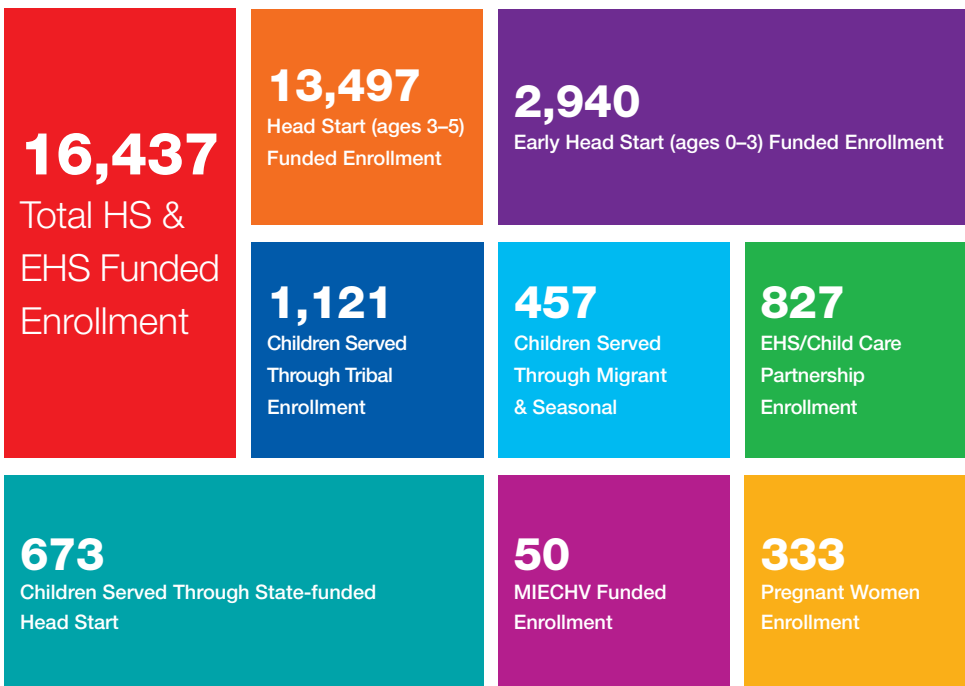
Children in Poverty and Access to Head Start

In 2017, of the **41,956** children ages of three and five in poverty, **31%** had access to Head Start. Of the **50,985** children under three in poverty, only **6%** had access to Early Head Start.



Source: https://www.nhsa.org/files/resources/2017-fact-sheet_wisconsin.pdf

Children and Families Served: By the Numbers



Enrollment Snapshot

Local programs work hard to ensure that children facing particularly difficult circumstances, such as experiencing homeless or a parent deployed, have access to the Head Start Advantage.

64% Racially Diverse

16% with a Disability

19% Non-English Speaking

14% Homeless or in Foster Care

47% of Children are Transported

1.7% had Veteran/Active Military Parents

45% are Two-parent Families & **55%** are Single-parent Families

Economic Impact

Total Federal Funding

\$149,436,314

Average WI Cost per Child vs. Other States in Region V

Wisconsin Head Start **\$7,794** vs. Region V **\$8,092**

Wisconsin Early Head Start **\$11,491** vs. Region V **\$11,647**

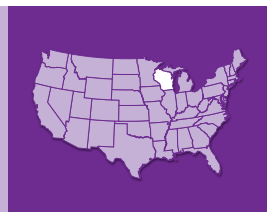
Source: Region V office OHS

Serving Wisconsin Families

Rural, suburban, inner-city, tribal, classroom and home-based services aim to reach Wisconsin families around the state.



Source: 2017 Office of Head Start Program Information Report-Wisconsin



The Head Start Advantage

Head Start children **reduce their vocabulary deficit by 38%** during the program year.

Head Start children are **31% less likely to have been held back** a grade.

Head Start children are **19% less likely to smoke** as adults.

High quality birth-to-five programs, like the combination of EHS and HS **pay off 13% per year**.

Source: NHSA 2017 State Fact

Curriculum Used by Center-based Programs

85%
Creative Curriculum

8%
Other

5%
High Scope

79%
of programs use the ASQ as the developmental screen tool.

2%
Galileo

Source: 2017 Office of Head Start Program Information Report-Wisconsin

71%
of programs use Teaching Strategies Gold online as their primary assessment tool.

Disabilities Services

Early intervention is key to providing differentiated learning opportunities.

2,174
Preschool Children with IEP's

198
Infant and Toddler Part C Services

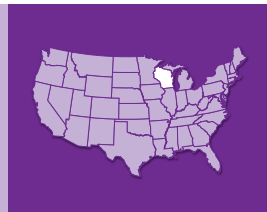
2,079
Diagnosed Primary Disability: Speech/Language **1,351**, Dev. Delay **569**, Autism **86**, Emotional Disturbance **24**, Health Impairment **49**

Source: 2017 Office of Head Start Program Information Report-Wisconsin



Wisconsin Head Start

State-funded Head Start & Early Head Start



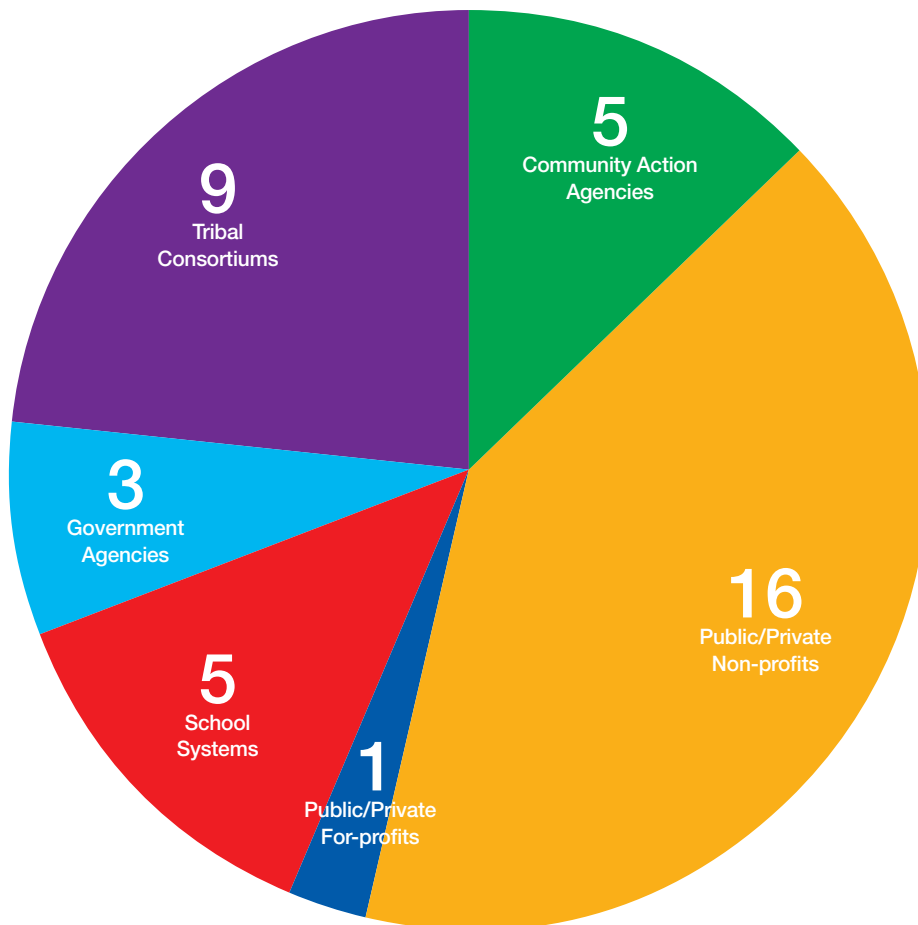
Enrollment Snapshot

- **673** Children served through state-funded enrollment (156 EHS, 7 Migrant)
- **7%** of Wisconsin 4-year-olds enrolled in Head Start in 2016
- **\$6,264,100** State-funded Head Start enrollment

Source: 2017 Office of Head Start Program Information Report-Wisconsin, State of Preschool 2016-State Preschool Yearbook-NIEER & WHSA State Supplemental Data 2017
Image Copyright © 2018 by National Head Start Association

Grant Information

39 HS & EHS Grantees in Wisconsin



Child Care

- 42 | Formal agreements with Child Care Partners
- 1673 | Enrolled children with child care subsidies
- 4 | Grantees with EHS Child Care Partnership grants

YoungStar Participation

Head Start programs participating in State QRIS system

220 programs rated:

- 171 | ★★★★★ (5 star)
- 7 | ★★★★ (4 star)
- 25 | ★★★ (3 star)
- 15 | ★★ (2 star)

33 programs not participating at this time

Source: DCF YoungStar Case Management System 2/28/18



983 Total
Classrooms
with 342 Double
Sessions Classes



91.18% of center-based Head Start classes in which a teacher has a BA, AA or Advanced degree.



Head Start Workforce

Knowledgeable, reflective and passionate about helping children grow and develop.

- Average HS teacher salary with Bachelor's degree **\$36,115**
- **4,001** Head Start employees in Wisconsin
- **444** Contracted staff
- **17,778** Volunteers
- **12,845** Volunteers who are parents
- **664** or **16.60%** Staff turnover

The Workforce shortage indicates that only **10.85%** of the lost staff was replaced.

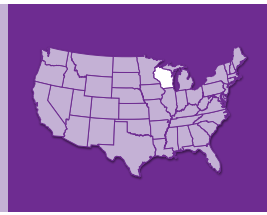


Child Development Staff Qualifications

- **654** Classroom teachers & **706** Assistant teachers
- Education level: BA degrees or higher **596**, Associate degrees **352**, CDA credential **386**
- **998** Current or former HS parents
- **440** Infant and toddler teachers & **61** Assistant teachers
- **263** Home-based visitors/supervisors
- **11** Family child care providers/specialists
- **346** Teachers who are bi or multi-lingual
- **451** Family and Community Partnership staff
- **157** Managers/coordinators with **89%** with Baccalaureate or advanced degrees

Wisconsin Head Start

Comprehensive Health & Family Services



3,742

Families that received emergency/crisis intervention such as meeting immediate needs for food, clothing, or shelter

1,719

Families that received housing assistance such as subsidies, utilities, repairs, etc.



Children that participate in Head Start programs receive innumerable benefits that are immediate and last a lifetime. The effects are particularly strong amongst certain populations... dual language learners, homeless, foster care, and children with disabilities. We call this the Head Start Advantage!

Health

Children who are physically healthy come to school ready to learn and grow

17,625

Number of children with health insurance (1,054 in state-only funded insurance)



17,467

Children with medical home



15,103

Immunizations



10,814

Preventative dental care



1,679

Families that received mental health services



Poverty Support Services

1,369	TANF
1,817	SSI
8,689	WIC
9,701	SNAP
1,719	Housing Assistance

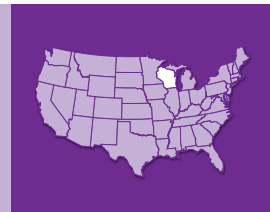
Family and Community Partnerships

Supporting families through community engagement

17,701	7,483 Two-parent, 9,087 Single-parent, 320 Grandparents, 346 Foster parents, 465 Single fathers
757	Families that received English as a second language training
1,874	Families that received adult education such as GED programs and/or college selection
1,025	Families that received job training
293	Assistance to families with incarcerated individuals
373	Families that received child support assistance
9,884	Families that received parenting education
967	Families that received asset building services
1,299	Families experiencing homelessness
817	Children involved in foster care during the year
7,647	Children transported

Wisconsin Head Start

State-funded Head Start & Early Head Start



4K and Head Start

Head Start Programs are flexible in meeting the local community needs for both 4K and the comprehensive supports for families living in poverty. Working with public school districts to provide high quality 4K, Head Start programs are challenged with braided funding streams, and working with multiple LEA's to set each child on a path for school success.

Number of LEA's

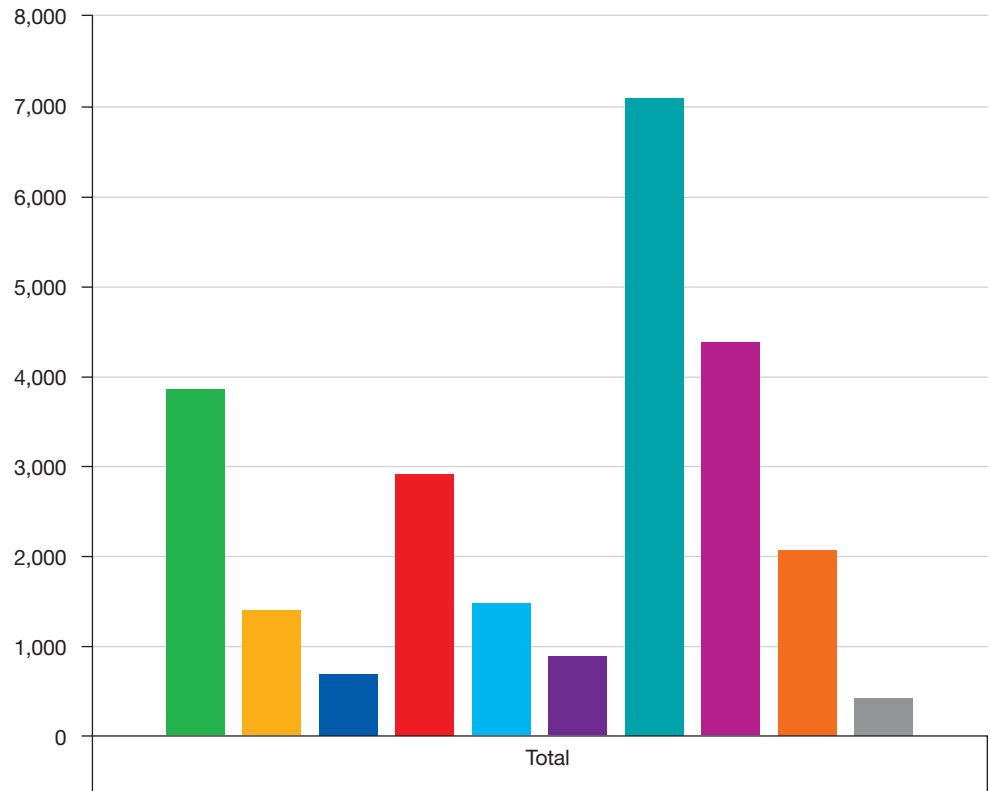
- **855** with formal agreements with Head Start programs
- **347** Programs with formal agreements for 4K services
- **693** LEA Agreements to Coordinate Disabilities Services
- **686** LEA Agreements to Coordinate Transition Services
- **67%** of programs have 4K Collaboration

Source: 2017 Office of Head Start Program Information Report-Wisconsin

Program Options

Meeting community needs often means a variety of options for programming.

CHILDREN EXPERIENCE 4K & HEAD START IN A VARIETY OF WAYS. NUMBER OF CHILDREN SERVED BY PROGRAM OPTION.



- Sum of Center-based Option Full Day (5 days per week)
- Sum of Center-based Option Full Day (5 days per week, full-working-day)
- Sum of Center-based Option Full Day (5 days per week, full-working-day, full-year)
- Sum of Center-based Option Part Day (5 days per week)
- Sum of Center-based Option Part Day (5 days per week, double session)
- Sum of Center-based Option Full Day (4 days per week)
- Sum of Center-based Option Part Day (4 days per week)
- Sum of Center-based Option Part Day (4 days per week, double session)
- Sum of Home-based Option
- Sum of Combination Option



Wisconsin Head Start Association

5250 E. Terrace Dr., Suite 110-D, Madison, WI 53718
608-442-6879

www.whsaonline.org

Executive Director: Barb Tengesdal, Ph.D.

Administrative Assistant: Brian Stults