

2013-2014 Annual Report



810 W. Badger Road
Madison, WI
53713

Head Start and Early Head Start in Wisconsin

Find a Head Start or
Early Head Start near You!

<http://whsaonline.org/wisconsin-head-start-map/>

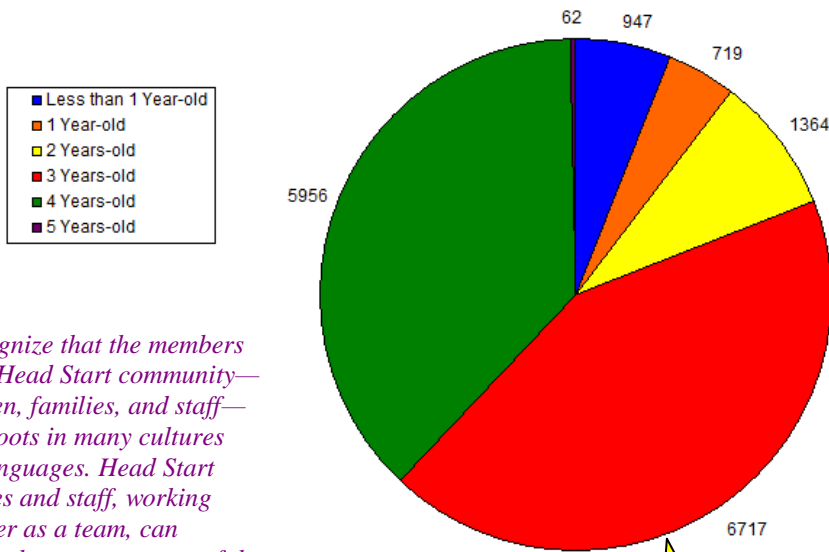


Quick Facts 2013-2014

- 13,254 Head Start children served
- 71% of Head Start families received at least one family service
- 2,511 Early Head Start children served
- 82% of Early Head Start families received at least one family service
- 37 Head Start Programs
- 20 Early Head Start Programs
- 3,815 Head Start and Early Head Start jobs
- 18,492 volunteers
- \$99,683,292 into WI's economy

To find out more
please call 608-442-6879
or visit our website at www.whsaonline.org

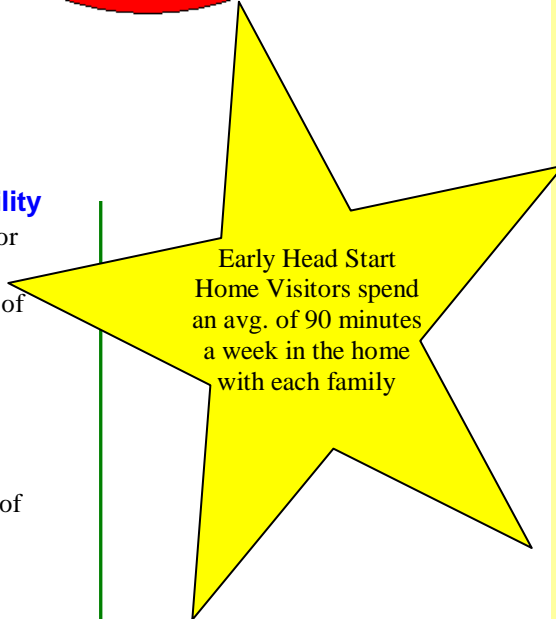
Children Enrolled by Age



“Recognize that the members of the Head Start community—children, families, and staff—have roots in many cultures and languages. Head Start families and staff, working together as a team, can effectively promote respectful, sensitive, and proactive approaches to diversity.”
 ~ Head Start Core Values

Head Start and Early Head Start Eligibility

- Nearly 1/3 of children have been enrolled for more than one program year
- 65% income eligible (income 100% or less of the Federal Poverty Guidelines)
- 19% eligible based on receipt of public assistance
- 6% are over income
- 5% are homeless children
- 3% have income between 100% and 130% of Federal Poverty Guidelines
- 2% are categorically eligible because the children are in the foster system



Primary Languages of Family at Home

- 81% English
- 15% Spanish
- 3% East Asian Languages
- 1% Unspecified Languages
- >1% Middle Eastern/South Asian Languages
- >1% Pacific Island Languages
- >1% European and Slavic Languages
- > 1% African Languages
- >1% Other Languages

Families Accessing Income Supports

- 66% receive SNAP
- 56% receive WIC
- 18% receive TANF benefits
- 11% receive SSI
- 5% receive child care subsidy

Program Option Highlights

- Children attend 72-187 days per year depending on community needs
- 33% of children participate in center-based care 5 days a week for a full-day
- 58% of children participate in center-based care 4 days a week for a full-day
- 13% participate in a home-based option
- 48-52 EHS home visits are conducted with each family per year



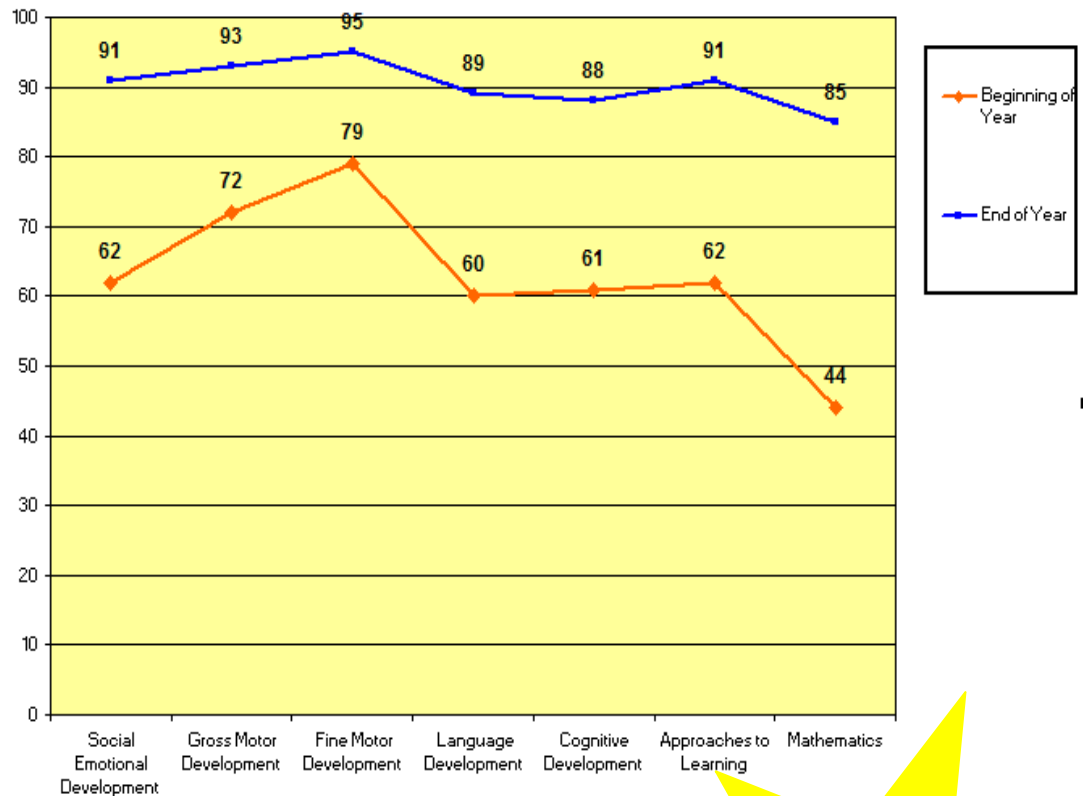
47% of children are transported to their centers

Early Head Start & Head Start Children are Making Significant Developmental Gains

Wow, what growth!

- 29% increase in children who meet or exceed social emotional developmental expectations
- 21% increase in children who meet or exceed gross motor developmental expectations
- 16% increase in children who meet or exceed fine motor developmental expectations
- 29% increase in children who meet or exceed language developmental expectations
- 27% increase in children who meet or exceed cognitive developmental expectations
- 29% increase in children who meet or exceed developmental expectations related to approaches to learning
- 41% increase in children who meet or exceed developmental expectations related to mathematics

Percentage of EHS and HS Children in WI Who Meet Developmental Expectations



High Quality Curriculum & Systematic, Ongoing, Screening, and Assessment are Foundational to High-Quality Early

742 classrooms
in 2013-2014

Center-based Curricula

- 84 % use Creative Curriculum
- 6% use High Scope
- 2% use Big Day for Pre-K
- 2% use Galileo
- 2% use Houghton/Mifflin Harcourt Pre-K
- 2% use Second Step
- 2% use Zaagi'idiwin-Loving Each Other

Home-based Curriculum

- 40% use Creative Curriculum
- 26% use Parents as Teachers-Born to Learn
- 15% use Partners for a Healthy Baby
- 19% use another curricula



Most Commonly Used Developmental Screening Tools in WI HS and EHS

- 43% use the ASQ or ASQ-3
- 34% use the ASQ-SE (social emotional)
- 27% use the DIAL or Speed DIAL

Most Commonly Used Assessment Tools

- 56% report using Teaching Strategies Gold
- 16% report using Creative Curriculum
- 7% report using Portage
- 7% report using Hawaii Early Learning Profile
- 7% report using Galileo Assessment Scales

Early Head Start and Head Start Agencies Intentionally Recruit and Serve Children with Special Needs with High Quality Early Learning Experiences

Head Start and Early Head Start families and staff play a strong role in early identification of children with special needs. In 2013-2014, 754 pre-school aged children and 134 infants and toddlers benefited from early identification of developmental delays while enrolled in EHS and HS and received appropriate follow-up resources.



“Respect the importance of all aspects of an individual’s development, including social, emotional, cognitive, and physical growth.”

~Head Start Core Values

Early Head Start

- 13% of Early Head Start Children have an Individualized Family Service Plan (IFSP)
- Of the 323 children with an IFSP, 99% are receiving services to address their special needs and support their optimal development

Head Start and Migrant and Seasonal Head Start

- 15% of Head Start children have an Individualized Family Service Plan (IFSP) or Individualized Educational Plan (IEP)
- Of the 1,995 children with an IEP 98% of preschool-aged children receive special education or related services for their primary identified disability

The 5 Most Common Special Needs Identified across Wisconsin HS/EHS Were...

1. Speech impairment
2. Non-categorical developmental delay
3. Autism
4. Health Impairment
5. Emotional Disturbance

Collaborations Benefit Children and Families

- In 87% of the Head Start Service Areas, agreements are in place with Part C agencies to coordinate disability services for infants and toddlers
- There are also agreements in place with school districts to coordinate disability services and support transitions for pre-school children

Home Activities
Literacy.Nights

Family.Literacy

Bookworms **Language.Rich.Environments**
Intergenerational.Reading.Programs Print.Awareness

Shared.Reading **Handwriting.Without.Tears**

Professional.Development



Common Wisconsin Head Start, Early Head Start, Migrant and Seasonal Head Start and Tribal Head Start Literacy Promotion Strategies

2013-2014 State Supplemental Report

Infant Mental Health

- 11% of children had staff who received infant mental health consultation to strengthen services
- 3% of children had parents involved in infant mental health consultation
- 20-22% of children who benefited from staff and/or parent mental health consultation received 3 or more consultations
- 3% of children received individual mental health consultation
- 1.38% of children received external mental health referrals

Early Oral Health

- 21% increase in children 3-5 with continuous, accessible dental care
- 84% of preschool children received preventative dental care
- 85% of Early Head Start and Migrant and Seasonal infants and toddlers received dental exams

Most Common Chronic Health Conditions Newly Diagnosed by the End of Enrollment across Wisconsin (Highest to Lowest)

- Asthma
- Vision Problems
- Hearing Difficulties
- High Lead Levels
- Diabetes
- Anemia

Head Start & Early Head Start Children Are Making Headway with Health



Head Start (HS)

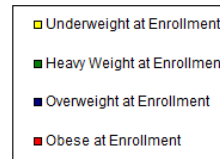
- 5% increase in HS children with health insurance
- 4% increase in HS children with a medical home
- 3% increase in HS children with up-to-date immunizations
- 20% increase in HS children with a dental home
- 85% of HS children received a professional dental exam
- 61% of HS children needing dental treatment received dental treatment
- 85% of HS children are up-to-date on Wisconsin's preventative and primary health care periodic screening, diagnostic, and treatment schedule- this is a 34% increase from enrollment
- 93% of HS children with a chronic condition needing treatment received treatment

Early Head Start (EHS)

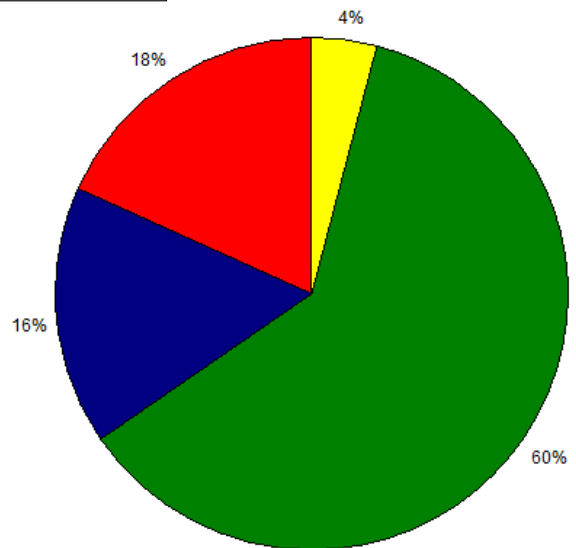
- 4% increase in EHS children with health insurance
- 5% increase in EHS children with a medical home
- 9% increase in EHS children with up-to-date immunizations
- 18% increase in EHS children with a dental home
- 86% of EHS children are up-to-date on Wisconsin's preventative and primary health care periodic screening, diagnostic, and treatment schedule
- 98% of infants and toddlers with a chronic condition needing treatment received treatment

Migrant and Seasonal Head Start (MSHS)

- 10% increase in MSHS children with health insurance
- 13% increase in MSHS children with a medical home
- 12% increase in MSHS children with up-to-date immunizations
- 35% increase in MSHS children with a dental home
- 93% of MSHS children are up-to-date on Wisconsin's preventative and primary health care periodic screening, diagnostic, and treatment schedule
- 96% of MSHS children with a chronic condition needing treatment received treatment



Body Mass Index at Enrollment



Families Have a Strong Role

- **100%** of Head Start, Early Head Start, Migrant and Seasonal Head Start, and Native American Head Start agencies have **parents/families serving on the Policy Council**
- **11,454** parents/family members **volunteered** with their local agency to benefit their children and other children
- **24% of fathers actively participate** in their local Head Start



WWSA and Parents/Families

- Head Start families may participate in the WWSA Parent Affiliate and officers of the Affiliate serve as Board Members too providing governance and oversight of WWSA
- WWSA and the Parent Affiliate support POP Scholarships for Head Start parents who are in school or returning to school to earn a degree
- In 2014, 7 Parent Ambassadors were selected to participate in an intensive parent/family leadership development opportunity through WWSA in 2015

Early Head Start & Head Start Parents are Moving Forward

Who are Head Start and Early Head Start Parents/Families?

- 1% of families have a parent or guardian on active duty in the US military
- 76% of HS/EHS two-parent families have at least one parent employed and in 22% of two-parent families both parents are employed
- In 47% of single-parent families, the parent is employed
- 12% of HS/EHS parents are in school/training
- 5% of HS/EHS parents/guardians have an advanced or baccalaureate degree
- 23% of HS/EHS parents/guardians have an associates degree, vocational school, or some college

Quick Facts about Early Head Start

- 288 pregnant women served in 2013-2014
- 60% enrolled in services before the last trimester
- 18% had a medically high-risk pregnancy
- There was a 7% increase in those with medical insurance from enrollment
- 93% received pre-natal care
- 30% received dental care
- 86% received health education about breastfeeding

What Family Development Supports are Early Head Start and Head Start Families Using the Most?

- Health Education (54%)
- General Parenting Education (53%)
- Emergency/Crisis Intervention (27%)
- Adult Education (15%)
- Housing Assistance (15%)
- Mental Health Services (11%)
- Job Training (8%)

“Understand that the empowerment of families occurs when program governance is a responsibility shared by families, governing bodies, and staff and when the ideas and opinions of families are heard and respected.”

~Head Start Core Values



WWSA Annual Conference 2014
Head Start Works for Children, for Families and
For Communities!

High Quality Pre-school and Infant and Toddler Teachers

The qualifications of teaching staff are as follows:

- 92% of center-based 3-5 Head Start services in Wisconsin have at least one teacher with an Early Care and Education, ECE, or related degree
- 13% of pre-school teachers have an advanced degree in ECE or a related field
- 69% of pre-school teachers have a baccalaureate degree in ECE or a related field
- 16% of pre-school teachers have an associates degree in ECE or a related field
- 2% of infant and toddler teachers have an advanced degree in ECE or a related field
- 36% of infant and toddler teachers have a baccalaureate degree in ECE or a related field
- 44% of infant and toddler teachers have an associates degree in ECE or a related field
- 13% of infant and toddler teachers have a CDA, certification, or credential

Staff and Programs are Committed to On-going Quality Improvement!

- 78% of programs use the Classroom Assessment and Scoring System to strengthen staff-child interactions
- 10% use the Pyramid Model, Teaching Pyramid Observation Tool

Education & Child Development Coordinators Excel!

- 27% have an advanced degree
- 68% have a baccalaureate degree



Strong Direction

- Head Start and Early Head Start Directors have a wealth of experience. Many directors bring several decades of early childhood, family development, community development, and non-profit administration experience to their roles!
- Agencies take a comprehensive approach to partnering with communities around 4-K, developmental screening, child welfare, child health, and family engagement.

Talented Family Development Staff!

Home Visitor Qualifications

- 8% of home visitors have an advanced degree
- 56% of home visitors have a baccalaureate degree
- 23% of home visitors have an associates degree
- 8% of home visitors have a CDA or professional certification

Home-visiting Supervisor Qualifications

- 31% of home visiting supervisors have an advanced degree
- 58% of home visiting supervisors have a baccalaureate degree
- 5% of home visiting supervisors have an associates degree
- 5% of home visiting supervisors have a credential or license

Family Workers

- 4% of family workers have an advanced degree
- 48% of family workers have a baccalaureate degree
- 17% of family workers have an associates degree

Family and Community Partnerships Supervisors

- 30% of supervisors have an advanced degree
- 47% of supervisors have a baccalaureate degree
- 7% of supervisors have an associates degree

Our Vision

WHSA is an association of leaders dedicated to assuring the availability of comprehensive top quality services for children and families in our state... We strive to continue to strengthen Head Start and Early Head Start programs for the benefit of children and families.

2013-2014 WHSA Board of Directors

Mary Anne Wieland, Jefferson County Head Start/CESA 2, WHSA Board President
Sharon Glessing, CESA 11 Head Start and Early Head Start, WHSA Board Vice-President

Julie Perkovich, Sheboygan Human Rights Association, Inc., WHSA Board Secretary
Cathy Howe Thwaites, Marathon County Child Development Agency, Inc., WHSA Board Treasurer

Mary Jo Hite, Western Dairyland EOC, Inc. Head Start, Director Affiliate Recorder, WHSA Board Member

Tim Nolan, National Centers for Learning Excellence, Inc. Head Start and Early Head Start, Director Affiliate Region V HSA Representative, and WHSA Board Member
Charisse Daniels, Jefferson County Head Start, Parent Affiliate President, WHSA Board Member

Kadi Saunders, Indianhead Community Action Agency, Head Start, Parent Affiliate Vice-President, WHSA Board Member

Michelle Maruha, CESA 11 Head Start and Early Head Start, Parent Affiliate Recorder, WHSA Board Member

Mary Andrews, Dane County Parent Council, Parent Affiliate At-large, WHSA Board Member

Laura Meulemans, UW Oshkosh Head Start, Parent Affiliate Region V HSA Representative, NHSA Board Member, and WHSA Board Member

Kathy Gorrell, Comprehensive Family Services, Inc. Head Start and Early Head Start, Staff Affiliate President, WHSA Board Member

Judy Berdan, Marathon County Child Development, Staff Affiliate Vice-President, WHSA Board Member

Kristie Strebig, CAP Services, Inc., Head Start and Early Head Start, Staff Affiliate Recorder, WHSA Board Member

Cathy Adelman, Sheboygan Human Rights Association, Inc., Staff Affiliate At-large, WHSA Board Member

Chedra White, Indianhead Community Action Agency Head Start, Staff Affiliate Region V Head Start Association Representative, WHSA Board Member

Executive Director

Lilly Irvin-Vitela, Irvin-vitela@whsaonline.org

Events Coordinator

Becki Kearns, WHSAassist@whsaonline.org

New for 2015 Parent Ambassador Program Coordinator

Laura Meulemans, Meulemans@whsaonline.org

Thank You!

Thanks to the Wisconsin Head Start Collaboration Office and the Wisconsin DPI for generously supporting WHSA and our members through the Head Start Collaboration Grant and Head Start State Supplemental Grants. Thanks to the Office of Head Start Training and Technical Assistance Center for a strong and fruitful partnership! Thanks to WHSA members who have served children and families to a standard of excellence since 1965 and kept WHSA going since 1973!

Together we do amazing things.



ABCs of Head Start:
Advocating, Believing,
and Changing Lives
for 50 Years!

Please join us
February 22-25, 2015 for the 13th Annual
WHSA training conference at the Kalahari
Resort in the Wisconsin Dells.
To register, please go to
http://whsaonline.org/event/13th-annual-whsa-training-conference/?instance_id=722