



NATIONAL HEAD START ASSOCIATION

# SEQUESTRATION'S IMPACT ON **HEAD START**

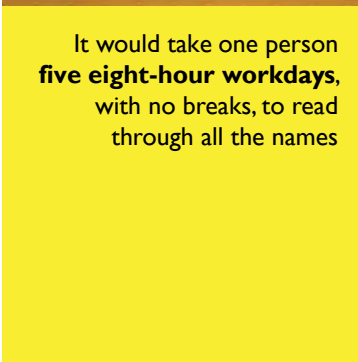
**57,265** children have lost their seats in Head Start classrooms this fall because of sequestration



These children would fill 1,900 school busses to capacity, creating a **6.5 mile traffic jam**



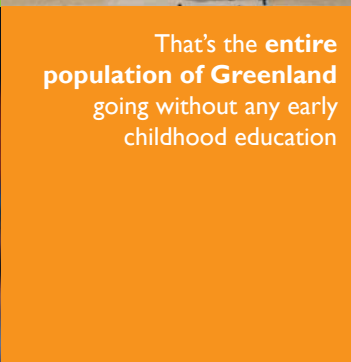
With their arms stretched out, these children would **surround the National Mall** more than six and a half times






It would take one person **five eight-hour workdays**, with no breaks, to read through all the names



Stacked on top of each other, these chairs would reach more than **three times the height of Mount Everest**



That's the **entire population of Greenland** going without any early childhood education



These children would **sell out three shows** at Madison Square Garden, and more than 8,000 kids still wouldn't be able to get in!



A woman holds up a sign at the Stop the Cuts: Stand up for Head Start Rally in Washington, D.C. on October 2nd, 2013.

## About the Effects of Sequestration

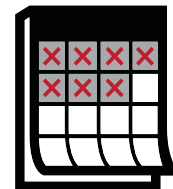
**Head Start has been a national commitment to comprehensive services for poor children since 1965, but the deep cuts implemented through sequestration are closing that window of opportunity for tens of thousands.**

Head Start, Early Head Start and Migrant/Seasonal Head Start programs have had flexibility to implement the 5.27% cut - which amounts to nearly \$405,000,000<sup>1</sup> nationally - but all programs are faced with incredibly difficult decisions about cutting services to children, families, and communities.


Every day Head Start and Early Head Start programs provide children with education, nutrition, health, mental health, and family support services in a safe learning environment. These services in turn allow their families to achieve stability through education and employment. Decades of research have proven the tremendous returns on investment for Head Start programs and benefits to children ranging from reduced special education needs to improved health to increased college attendance.

If cuts deepen in 2014, thousands more children, families, and staff could be affected.

## Further Impacts on Head Start



For children remaining in the program, services will be reduced by **1,342,015 days** next year and reductions in school days will mean a loss of **18,000 hours** of education and care.<sup>3</sup>



**15.7%** of programs in a voluntary national survey reported cutting transportation, which limits access for the most at-risk families.<sup>4</sup>



**25.5%** of programs closed centers, in communities that may not have other high-quality early learning options.<sup>4</sup>



**46.6%** of programs will be purchasing fewer supplies this year, impacting children, programs, and local economies.<sup>4</sup>

| State          | Cumulative Children Served in 2011-2012 <sup>2</sup> | Children Losing Service Due to Sequestration <sup>3</sup> | Additional Days of Center-Based Service Reduced Due to Sequestration <sup>3</sup> |
|----------------|--|---|---|
| Alaska         | 4,194  | 139   | 5,629   |
| Alabama        | 20,237   | 1,179   | 144,392   |
| Arkansas       | 12,082   | 726   | 4,802   |
| Arizona        | 22,659   | 1,175   | 23,220  |
| California     | 137,945  | 5,611   | 301,841   |
| Colorado       | 14,296   | 501   | 2,326   |
| Connecticut    | 8,875  | 730   | 784   |
| Washington, DC | 6,919  | 97  | 0   |
| Delaware       | 1,603  | 130   | 0   |
| Florida        | 46,634   | 1,205   | 27,360  |
| Georgia        | 29,066   | 1,750   | 12,125  |
| Hawaii         | 3,909  | 72  | 1,760   |
| Iowa           | 9,879  | 800   | 2,536   |
| Idaho          | 5,082  | 335   | 1,752   |
| Illinois       | 52,838   | 1,676   | 33,410  |
| Indiana        | 19,442   | 718   | 25,106  |
| Kansas         | 12,688   | 554   | 9,682   |
| Kentucky       | 20,715   | 817   | 45,259  |
| Louisiana      | 24,034   | 1,435   | 4,120   |
| Massachusetts  | 16,469   | 2,015   | 8,612   |
| Maryland       | 13,157   | 462   | 7,079   |
| Maine          | 4,791  | 473   | 390   |
| Michigan       | 43,536   | 2,204   | 14,879  |
| Minnesota      | 17,514   | 988   | 4,299   |
| Missouri       | 22,768   | 1,561   | 11,941  |
| Mississippi    | 30,329   | 1,817   | 150,776   |
| Montana        | 5,596  | 221   | 23,032  |
| North Carolina | 28,561   | 1,346   | 23,710  |
| North Dakota   | 4,041  | 194   | 79  |
| Nebraska       | 6,952  | 372   | 441   |
| New Hampshire  | 2,206  | 176   | 0   |
| New Jersey     | 17,873   | 1,144   | 21,988  |

**In August 2013, programs across the country set child-sized chairs and even cribs outside their programs to represent the children who could no longer be served due to sequestration.**



37 empty seats are flanked with children's shoes to represent the lost opportunities for West Virginia's children at the Creative Learning Center.



Arrowhead Head Start in Northeast Minnesota placed 20 child size and 4 adult chairs outside of their program to represent the children and staff cut due to the sequester.




Two sisters visit the 53 empty chairs lining the lawn of the Goleta Valley Community Center in Santa Barbara County, California.



| State           | Cumulative Children Served in 2011-2012 <sup>2</sup> | Children Losing Service Due to Sequestration <sup>3</sup> | Additional Days of Center-Based Service Reduced Due to Sequestration <sup>3</sup> |
|-----------------|--|---|---|
| New Mexico      | 11,296   | 371   | 16,692  |
| Nevada          | 4,686  | 130   | 944   |
| New York        | 66,694   | 3,847   | 34,678  |
| Ohio            | 49,702   | 2,782   | 11,168  |
| Oklahoma        | 21,196   | 870   | 8,160   |
| Oregon          | 17,592   | 834   | 10,816  |
| Pennsylvania    | 45,464   | 2,812   | 21,621  |
| Puerto Rico     | 40,185   | 1,278   | 5,680   |
| Palau           | 627  | 31  | 0   |
| Rhode Island    | 3,833  | 450   | 0   |
| South Carolina  | 15,073   | 388   | 21,111  |
| South Dakota    | 5,788  | 160   | 591   |
| Tennessee       | 21,058   | 2,442   | 44,110  |
| Texas           | 91,869   | 4,410   | 182,377   |
| Utah            | 8,296  | 218   | 1,972   |
| Virginia        | 17,739   | 1,189   | 9,062   |
| Vermont         | 1,981  | 233   | 4,845   |
| Washington      | 20,689   | 750   | 35,812  |
| Wisconsin       | 19,962   | 822   | 18,758  |
| West Virginia   | 9,583  | 461   | 0   |
| Wyoming         | 2,555  | 164   | 288   |
| <b>National</b> | <b>1,146,468</b>                                     | <b>57,265</b>   | <b>1,342,015</b>  |

“Sequestration is hurting the most at-risk families and communities. Head Start children lose health, nutrition, and education services when seats are empty. Children without early learning opportunities are more likely to struggle throughout their lives. We have to keep the window of opportunity open.”

**Yasmina Vinci**  
Executive Director  
National Head Start Association



**For Press Inquiries:** Sally Aman (aman@a2pr.com)  
**For Policy Inquiries:** Tommy Sheridan (ts Sheridan@nhsa.org)

**SOURCES**

1. \$405,000,000 represents the cut to program budgets. The cut to Head Start overall is approximately \$427,000,000.
2. U.S. Department of Health and Human Services. (2013, August 2). *2011-2012 Head Start Program Information Report*.
3. Data provided by the Administration for Children and Families and the U.S. Department of Health and Human Services.
4. Data were gathered from a voluntary survey conducted by NHSA in Spring 2013 that was completed by 541 grantees.

